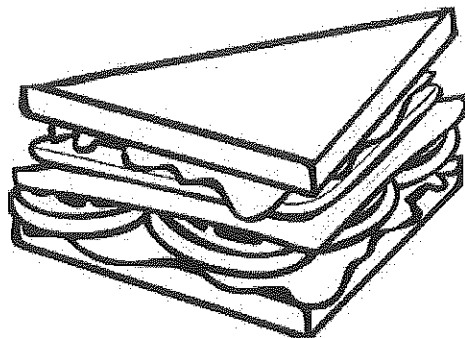


Sandwich Book Report 2019



Dear Third Grade Parents/Guardians:

It's time for our first book report! Each student has been asked to choose a fiction chapter book by February 15th, and complete the attached project by Tuesday, March 26th.

The reading for this report can be done in school or at home, and it can be done independently or with a sibling/parent.

Happy Reading,

The Third Grade Teachers

-----cut off-----cut off-----

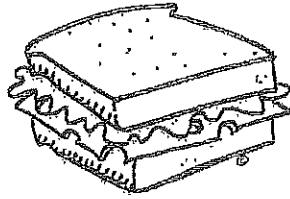
Student name: _____

Title of book: _____

Parent signature: _____

Please return this slip to school by 2/15/19.

Sandwich Book Report Project



Here are the instructions for creating your sandwich book.

1. Write the book's title and author along with your name on the **BREAD** top.
2. Write a one-paragraph summary of the book on the **LETTUCE**. Remember to include only the important details.
3. Describe or draw the book's setting on the **TOMATO**.
4. Describe the main character in one paragraph on the **MEAT**.
5. Write about a part of the book that made you happy on the **CHEESE**. What was your favorite part of the story?
6. Write your opinion about the book on the **BREAD** bottom. Explain why you would or would not recommend this book to a friend.
7. **Lightly** color in your sandwich pieces. Be sure to color lightly so that your words can be easily read.
 - Bread- light tan
 - Lettuce- green
 - Tomato- red
 - Lunch meat-pink or light brown
 - Cheese-yellow or orange
8. Cut out your sandwich pieces and fasten your sandwich together. Fasten it all together with a brad, ring, or staple.
9. HAVE FUN!

Writing Rubric for Sandwich Book Report

Name: _____

Criteria	Advanced 5	Proficient 4	Approaching Proficient 3	Basic 2
Penmanship	Capital letters are applied appropriately, and handwriting reflects student's best work.	Capital letters are applied appropriately with 1-2 mistakes, and handwriting is legible.	Capital letters are used inconsistently with 3-4 mistakes, and handwriting lacks some legibility.	Capital letters are consistently misused and/or handwriting lacks legibility.
Summary of Book	Includes topic sentence main character, setting, main event, and solution.	Includes topic sentence but lacks important details.	Topic sentence is vague and/or summary is missing important parts of the story.	Topic sentence is missing and/or summary doesn't include important parts of the story.
Main Character Description	Includes a topic sentence and describes the main character using at least 3 specific details.	Includes a topic sentence and adequately describes main character.	Topic sentence lacks relevancy and/or character description is overly vague.	Topic sentence is missing and/or description of character is incorrect.
Opinion Piece	Includes a topic sentence and 3 specific reasons for opinion, and includes appropriate closing.	Includes a topic sentence and 3 reasons for opinion, and adequate closing.	Topic sentence is too vague and/or piece has less than 3 reasons for opinion. Also, piece is absent of closing.	Topic sentence is missing and/or no reason for opinion is given.

Surrounding the Story

Title: _____

Author: _____

Your Name: _____

Bread - Color light tan

Sandwich Book Report Summary Rough Draft (Optional)

Directions: Fill in the blanks to complete the sentences in this summary. Use as many lines as you need to describe all the parts of the story you read.

After you have read over this rough draft to check that it makes sense and has proper punctuation, capitals, and spelling, then you can copy everything (except the words in parenthesis) onto your final copy lettuce page.

Lettuce Summarize the book: This story is mainly about _____
_____ (main characters). It takes place _____

_____ (setting).

The main problem in the story is _____

_____.

The problem is solved when _____

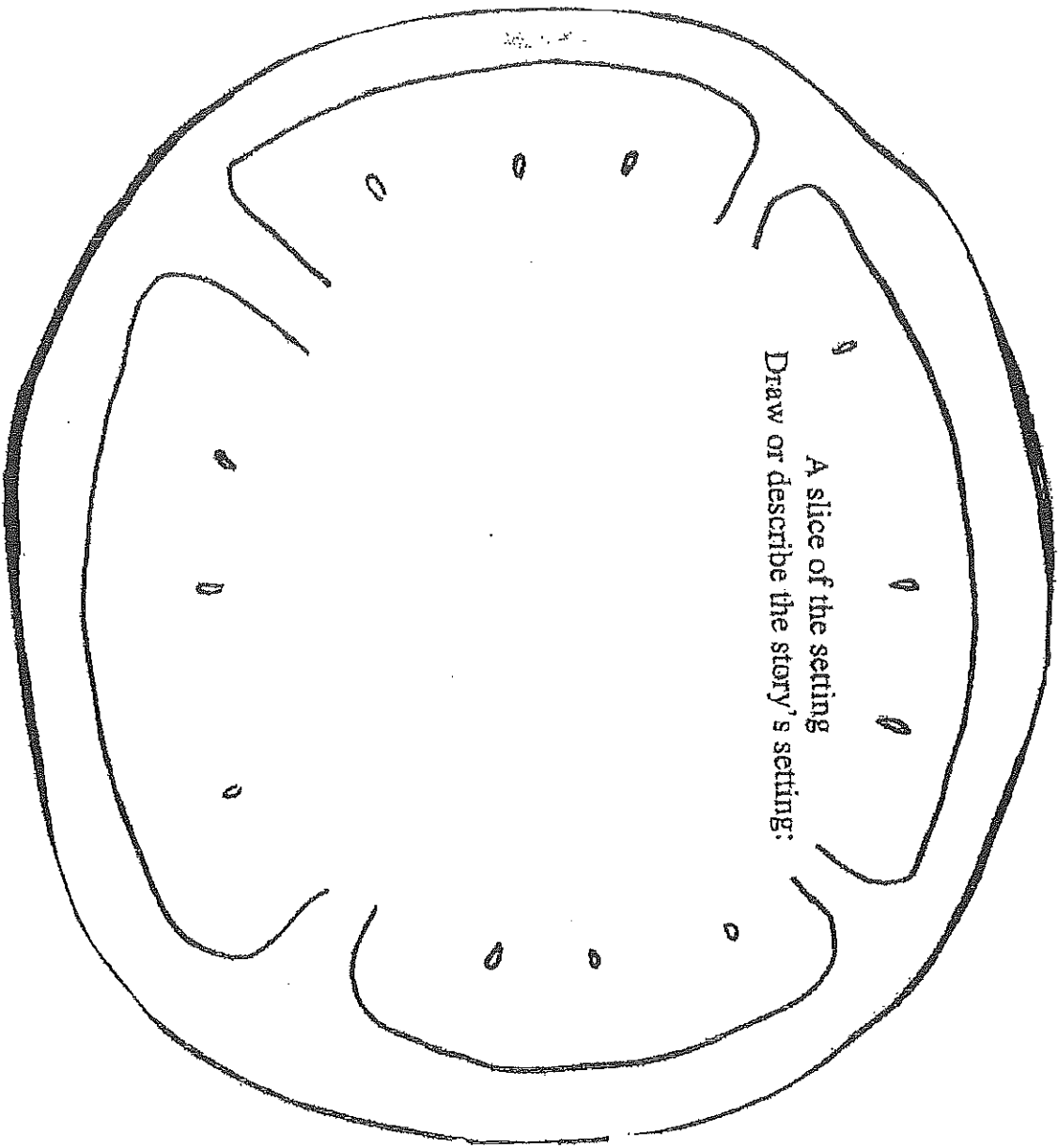
_____.

At the end of the story, after the problem is solved, _____

_____.

Lettuce Summarize the book _____


Lettuce - Color green



A slice of the setting
Draw or describe the story's setting:

Tomato - Color red


Who is the meat of the story? Describe the main character:



A large, rounded rectangular box with a double-line border. Inside the box, there are seven horizontal lines spaced evenly down the page, providing a space for writing a response to the question above.

Lunch meat - Color pink or light brown

What part of the story made you smile and say cheese? Describe:



Cheese - Color yellow/orange

My Opinion

Bread - Color light tan